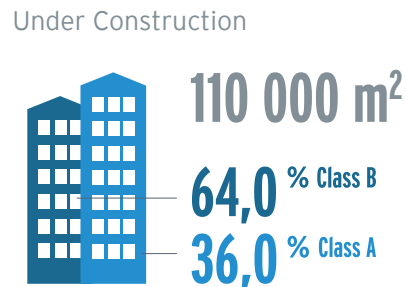
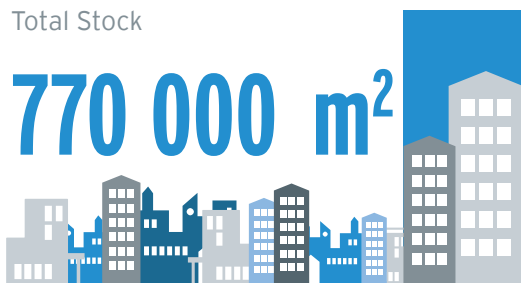


TALLINN OFFICE MARKET IN NUMBERS 2019



TALLINN OFFICE MARKET



Stock per capita

1,70 m²




Investment transactions into Tallinn office market

> 100 MEUR



Rent rates



Interesting facts about Estonia

5.2 startups per 100 000 inhabitants



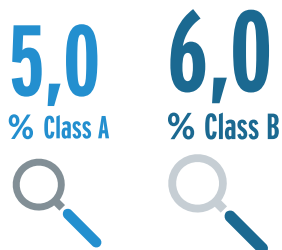
Third in Europe

6.0 Foreign Direct Investment % of GDP



Highest among the Baltic States

Vacancy rates



BALTIC OFFICE MARKET

